



Communication & Literacy

*The Way home for Wolf*



*Be Brave Little Penguin*

Naming/ matching polar animals - pictures or words and pictures.

Labelling parts of animals - key words

Using communication boards to make choices + answer questions

Sequencing sections of the story

Vocalising or signing key words

Sharing fiction and non-fiction books about the topic.

Matching short sentences to pictures

# Kingfishers

Spring 1 2024



Physical Activity

Swimming

Polar animal movement breaks

Creative and expressive arts



Fine motor skills




Music - songs on Animals power point.

Knowledge and Understanding of the world

To understand what cold means and feels like - practical experiences wherever possible, ice and snow play. In class

To explore winter weather: snow, ice, rain, fog - using communication boards to label different weather.

To know we wear certain clothes to help us stay warm - modelling for the children during outside play that we put on hats, gloves or scarves and boots.



Dressing dolls in appropriate clothes for the weather.

To tolerate putting on winter clothes

To recognise some animals that live in cold conditions (see Lit activities above)

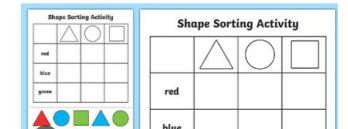
Numeracy & Cognition

Recognising 2d shapes

Sorting shapes - physical objects/ images

Naming common 2D shapes

Recognising the written word for key shapes.



Using Clicker to read and create simple sentences about the topic.



Typing and mark making on the interactive whiteboard.

Simple coding



Sensory and play experiences



Sensory trays

Small world play

Ice experiences

